



US00D543456S

(12) **United States Design Patent** (10) **Patent No.:** **US D543,456 S**
Muhlemann (45) **Date of Patent:** **** May 29, 2007**

(54) **BOTTLE CAP**
(75) Inventor: **Rolf Muhlemann**, Schlattingen (CH)
(73) Assignee: **Fostag Holding AG**, Stein am Rhein (CH)
(**) Term: **14 Years**

D154,204 S * 6/1949 Jung D9/453
D427,068 S * 6/2000 Hierzer et al. D9/436
D494,468 S * 8/2004 Vovan D9/435
D503,667 S * 4/2005 Keefer et al. D12/197

* cited by examiner

(21) Appl. No.: **29/260,377**
(22) Filed: **May 24, 2006**

Primary Examiner—Robert M. Spear
Assistant Examiner—Susan Bennett Hattan
(74) *Attorney, Agent, or Firm*—Ziolkowski Patent Solutions Group, SC

(30) **Foreign Application Priority Data**

(57) **CLAIM**

Nov. 28, 2005 (WO) DM/067 500

The design for a bottle cap, as shown and described.

(51) **LOC (8) Cl.** **09-07**
(52) **U.S. Cl.** **D9/453; D9/452**
(58) **Field of Classification Search** D9/690,
D9/688, 686, 569, 529, 503, 454, 453, 452,
D9/447, 436, 435, 429; 215/331, 330, 329,
215/317, 316, 272, 324, 328; D12/197; D7/629
See application file for complete search history.

DESCRIPTION

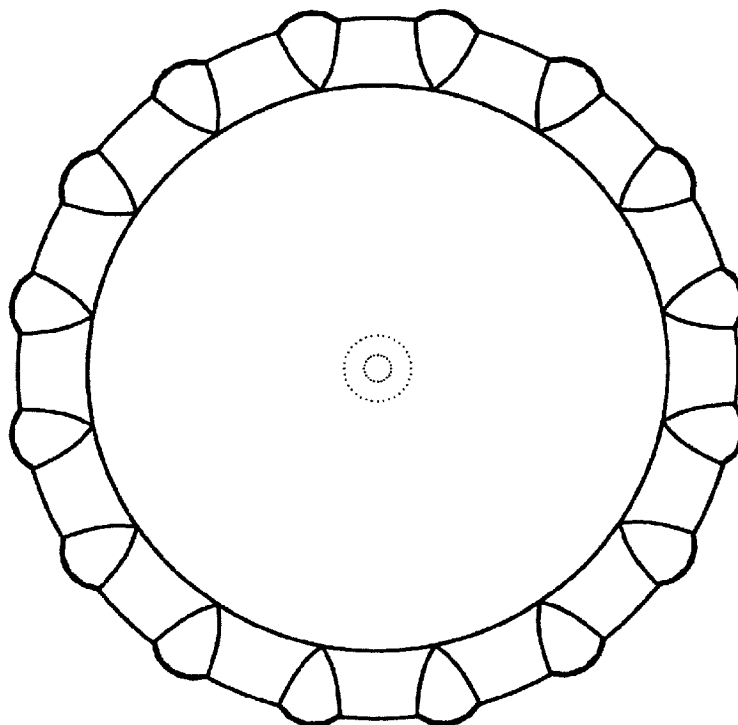
FIG. 1 is a top view of a bottle cap showing my new design;
FIG. 2 is a bottom view thereof;
FIG. 3 is a side view thereof; and,
FIG. 4 is a perspective view showing my new cap design.
The broken lines in the drawings are for illustrative purposes only and form no part of the claimed design.

(56) **References Cited**

U.S. PATENT DOCUMENTS

D80,408 S * 1/1930 Burke D9/453

1 Claim, 4 Drawing Sheets



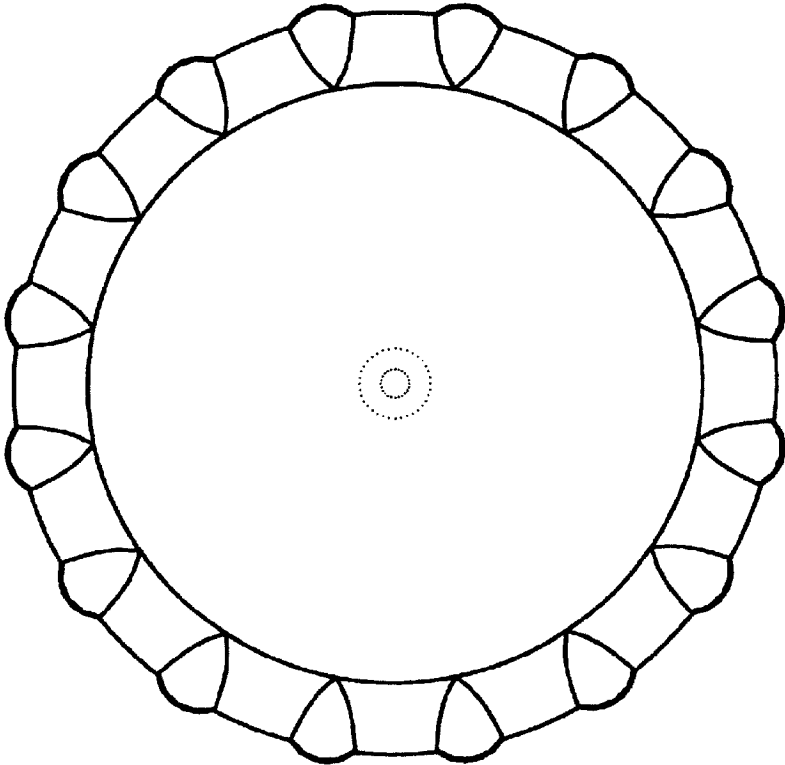


FIG. 1




FIG. 2

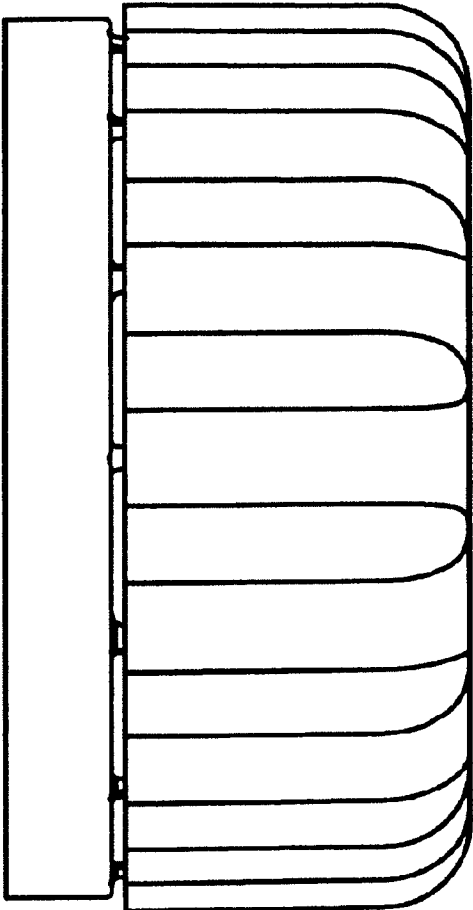


FIG. 3

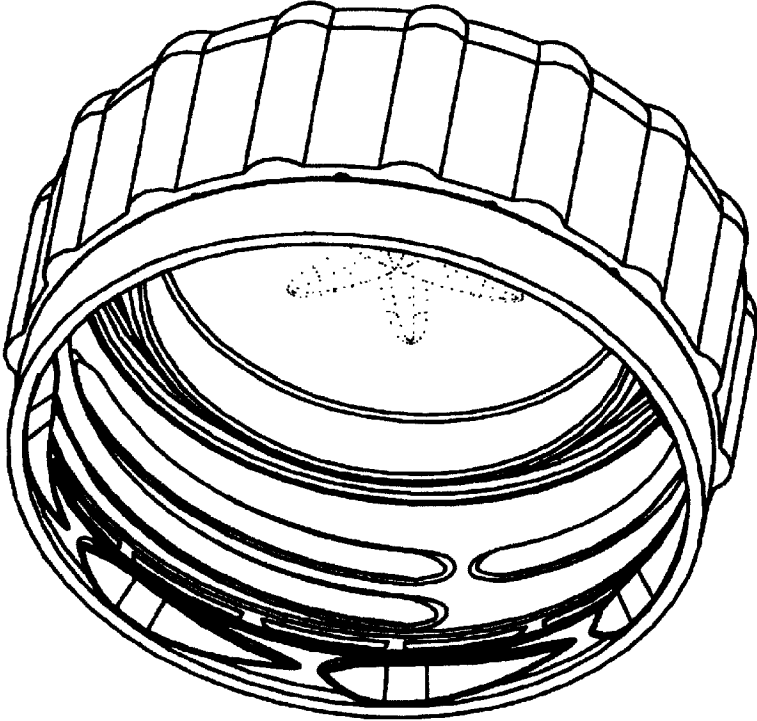


FIG. 4