



US00D498774S

(12) **United States Design Patent**
Radtke

(10) **Patent No.:** **US D498,774 S**

(45) **Date of Patent:** **** Nov. 23, 2004**

(54) **GRILL OF A WELDER**

(75) Inventor: **David E. Radtke**, New London, WI (US)

(73) Assignee: **Illinois Tool Works Inc.**, Glenview, IL (US)

(**) Term: **14 Years**

(21) Appl. No.: **29/177,486**

(22) Filed: **Mar. 11, 2003**

(51) **LOC (7) Cl.** **15-09**

(52) **U.S. Cl.** **D15/144**

(58) **Field of Search** D15/144, 144.1, D15/144.2; D23/354; 336/195, 212, 131, 178, 182, 214; 219/51, 61, 136, 137.2

(56) **References Cited**

U.S. PATENT DOCUMENTS

D372,767 S	*	8/1996	Borges	D23/354
D390,647 S	*	2/1998	Molnar	D23/354
D454,578 S	*	3/2002	Armbruster et al.	D15/144
D475,726 S	*	6/2003	Suga et al.	D15/144

* cited by examiner

Primary Examiner—Brian N Vinson

(74) *Attorney, Agent, or Firm*—Ziolkowski Patent Solutions Group, LLC

(57) **CLAIM**

The ornamental design for a grill of a welder, as shown and described herein.

DESCRIPTION

FIG. 1 is a front perspective view of a front cover of an engine-driven welder showing a grill arrangement in accordance with the present invention.

FIG. 2 is a front elevational view of the cover assembly shown in FIG. 1.

FIG. 3 is a right side elevational view of the cover assembly shown in FIG. 1.

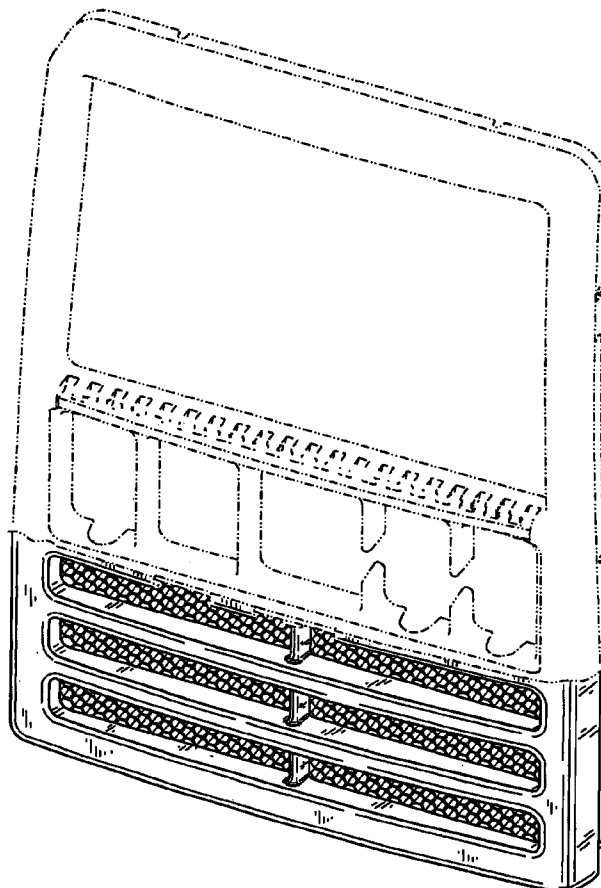
FIG. 4 is a left side elevational view of the cover assembly shown in FIG. 1.

FIG. 5 is a bottom view of the cover assembly shown in FIG. 1; and,

FIG. 6 is a top view of the cover assembly shown in FIG. 1.

The broken lines shown in all figures are for illustrative purposes only and form no part of the claimed design.

1 Claim, 4 Drawing Sheets



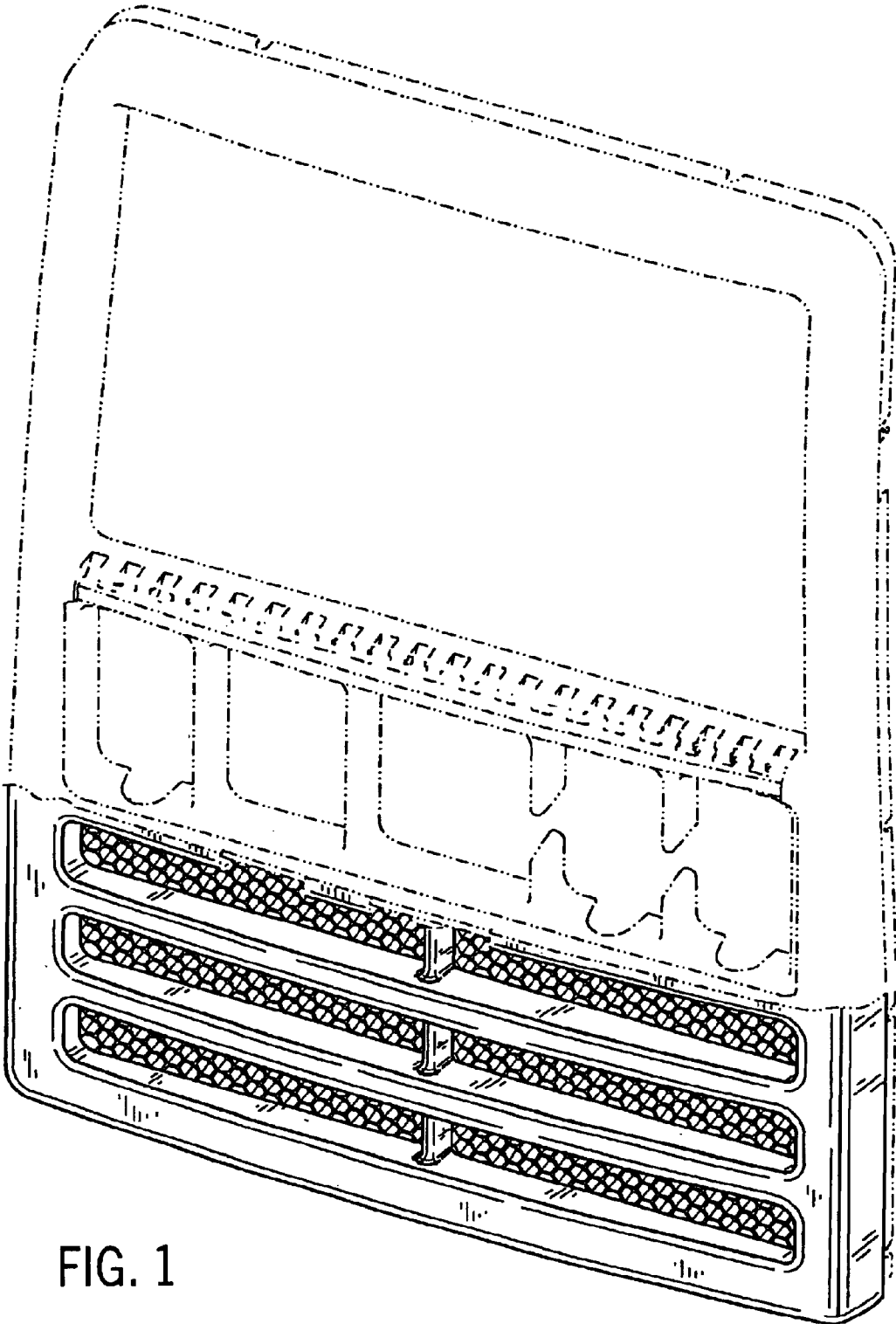


FIG. 1

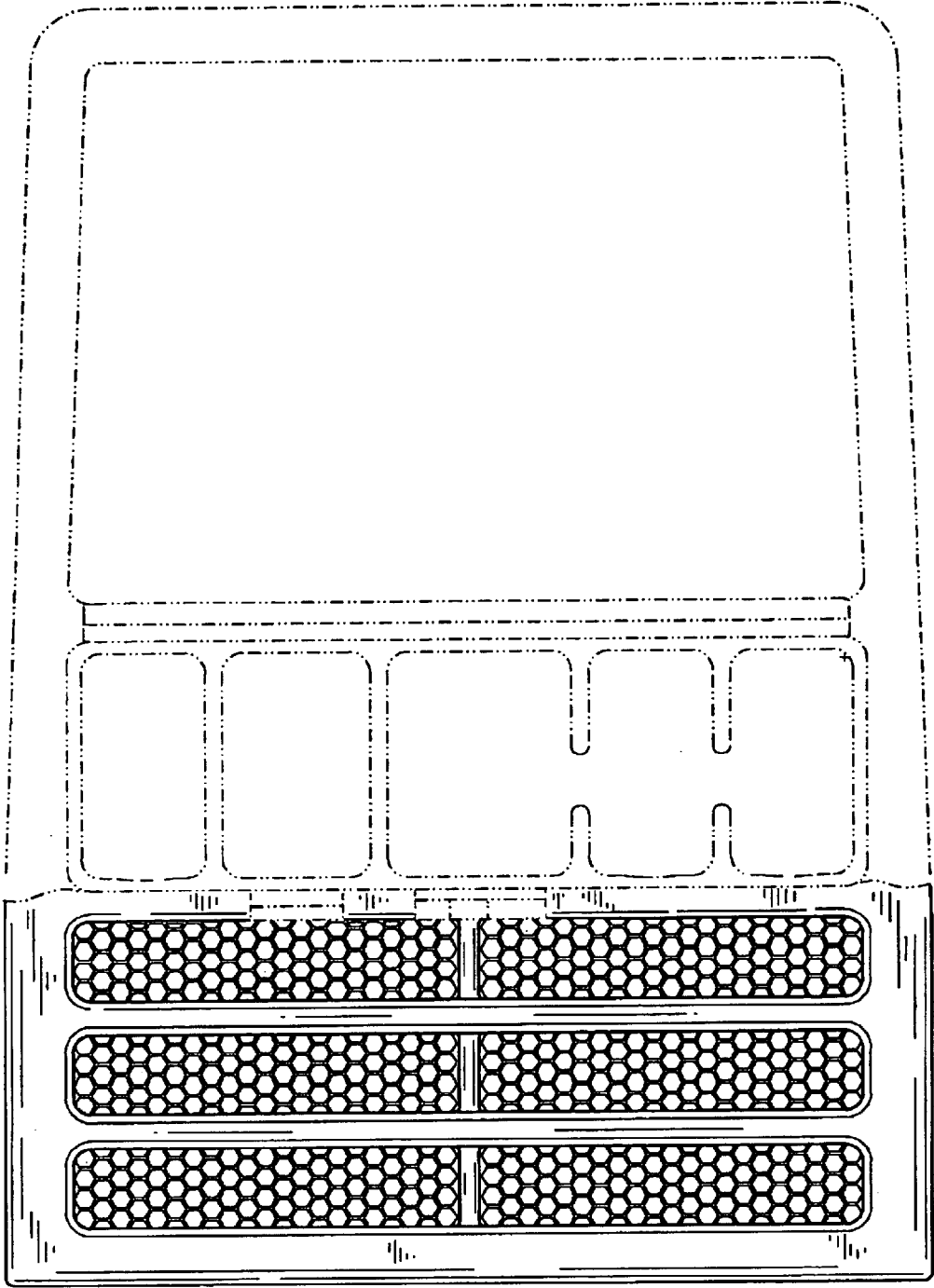


FIG. 2

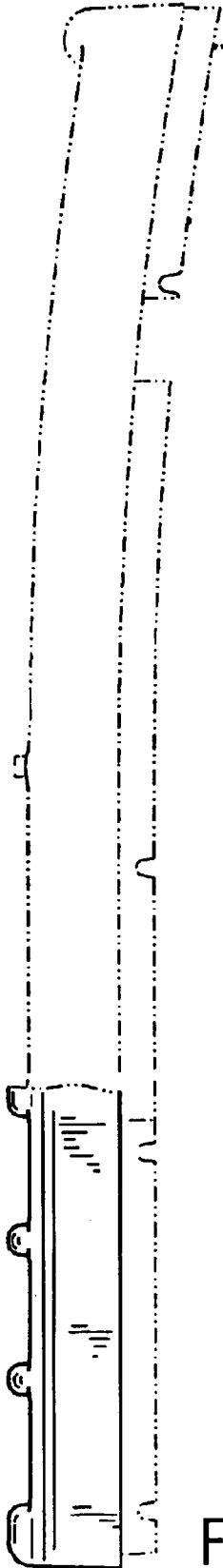


FIG. 3

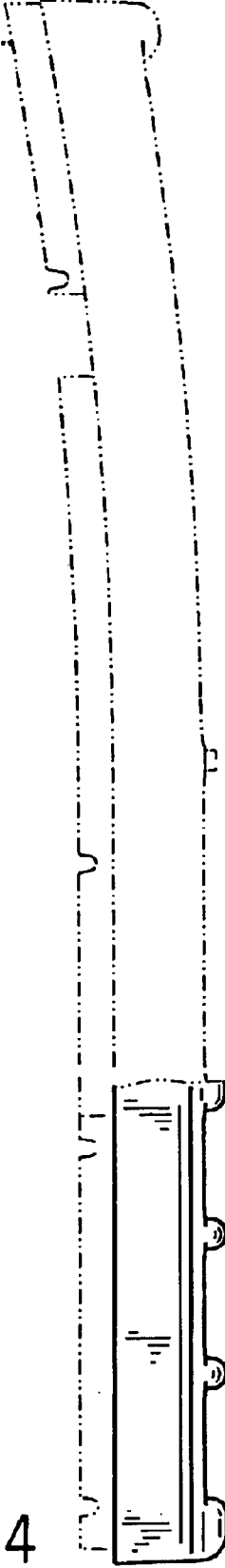


FIG. 4




FIG. 5




FIG. 6